

### Features

Discrete elegant lines, minimal physical intrusion from ceiling when installed.

Installation and maintenance made simple through use of the integral ceiling bracketry.

Made from durable ABS materials.

### Applications

Distributed audio/public address system component, for commercial and retail sector areas.

Widely used in a variety of areas such as: hotels, shopping malls, schools, religious establishments, hospitals and conferencing.



### CL Series Ceiling Speakers

OHM believe that the sound in a venue should be uncompromised, including the often overlooked secondary areas. To this end we are proud to introduce ceiling speakers within our range of systems so that the performance and aesthetic design expected of OHM products can be consistent throughout the venue.

Additional models have been introduced for applications that require metal fire domes to comply with fire regulations. The plastic parts are moulded in fire retardant graded materials.

### CL-1T

The CL-T full range ceiling speakers offer excellent 'hi-fi' quality sound reproduction, together with an extended low frequency response, all delivered from a neutral white housing with powder coated steel grill. Installation is achieved quickly and elegantly using a simple quick mount system.

These discrete units are ideal for public building areas where intelligibility and musicality are required without aesthetic intrusion.

### Contents

- 1 x CL-1T loudspeaker
- 1 x Instruction Sheet
- 1 x Mounting cutout template

Thank you for purchasing the OHM CL-1T, please take the time to check all items are present and undamaged. If there is damage to the carton on delivery please ensure this is written on the delivery note and if a claim is required contact the delivery company as soon as possible. Only the consignee can file a claim against the carrier for shipping damage. Be sure to save the carton and all packing materials for the carriers inspection.

Please take the time to fill in the guarantee card included with this ceiling speaker and return it to OHM retaining the customer portion for your records. Non compliance will not affect your statutory rights but may affect any claim in respect of time bound failures.

Please note specifications may be subject to change without notice. E & O.E

Technical Specification	
Design	Full Range
Woofer	5¼ inch
Impedance	8Ω / 100V / 70V
Power Handling RMS	15 Watts
Programme Watts	30 Watts
SPL 1W/1m (dB)	88 dB
Max @1m (dB)	102.5 dB
Frequency Response	80Hz-20kHz
Dispersion	140° Conical
Crossover Frequency	4kHz

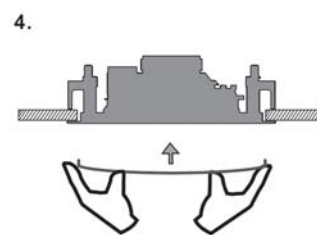
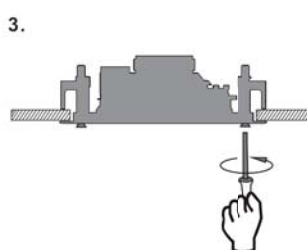
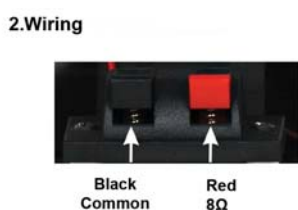
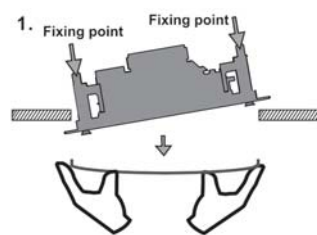
Product Features					
Ceiling Thickness	10 - 35 mm				
Hole Cutout Ø	Ø167 mm				
Dimensions Ø x H	Ø203 x 86 mm				
Weight	0.9 kg				
Connector	Spring loaded terminal				
Tappings	100V	6W	3W	1.5W	0.8W
	70V	3W	1.5W	0.75W	0.4W
	IMP (Ω)	1.7K	3.3K	6.7k	13k
Colour	White Ral9003				
Speaker Cables	Minimum Diameter 2.5mm <sup>2</sup>				

## Installation Instructions

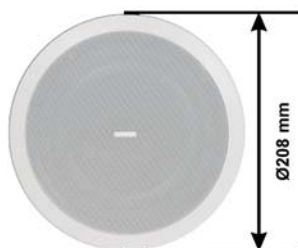
The installation of this OHM product couldn't be easier:

1. Ensure there is enough clear space to house the speaker.
2. Take the template provided, position on the ceiling at the point where the speaker will be fitted, draw around the circle and cut a hole in the ceiling to fit.
3. Remove the grill from the speaker by gently pushing the mounting poles down until they ease the grill out, position the rear of the speaker facing into the hole. ( fig. 1)
4. Connect speaker to amplification/system ensuring all connections are correct. (fig. 2)
5. Turn the plastic fixing points until the ends are located over the ceiling, tighten the screw until the speaker is clamped on to the ceiling. (fig. 3)
6. Replace the speaker grill. (fig. 4)
7. Turn on music source and enjoy the amazing sound of the OHM loudspeaker.

## Mounting Instructions



Overall Diameter



Mounting Diameter



Depth

