

## BRW-26 Datasheet



BRW-26 is specifically designed for wide angle applications. Designed with a horizontal dispersion of 160° achieved by an Ohm engineered diffraction horn.

Designed with two OHM Proprietary 6" bass drivers positioned off axis plus a diffraction horn mounted 1" High frequency driver, achieving 160 degrees dispersion over the full 75 Hz to 26 kHz frequency range of the product while maintaining 121 dB SPL.

The discreet design with reticulated foam front and acrylic textured paint finish and multiple integrated fixing points achieves a high class look suitable for any application.

Sharing voicing characteristics with the rest of the BR series allowing them to be used simultaneously, keeping a consistent tone. These cabinets excel where wide coverage is essential from near field applications such as under balcony and front fill deployment.

Mounting options include integrated aluminium top-hat and horizontal cradle fixing points for use with the BRWC-26. Other fixings can be used with this cabinet such as the fixed large wall bracket (LWB) and pan and tilt wall bracket (LWB-PT).

The rear cast aluminium connection plate has two 4 pin speakON® connectors fitted as standard, one input and one link. The speakON® connectors are wired on pins +1-1, with pass through of pins +2-2.

**Key features:**

- Premium Baltic Birch Plywood construction
- Unique OHM driver components assure quality and lifespan
- Shared voicing allows mix-and-match system configurations
- Designed for fixed install or portable use
- Use in conjunction with BRS Subwoofers for extended bass dynamics

# Technical Specifications

## Design

2 x 6" Full Range Cabinet,  
Reflex Tuning

## Impedance

8 Ohm, Minimum 6.0 @ 1 kHz

## Power Handling (AES)

250 Watts (continuous)

## Max. Power Handling (AES)

500 Watts (program)  
1000 Watts (peak 10 ms)

## Sensitivity 2.83V / 1m

91.5 dB

## Max. SPL

115 dB cont  
121 dB peak

## Frequency Response (±3 dB)

90 Hz - 24 kHz

## Usable Frequency Range (-10 dB)

75 Hz - 26 kHz

## Dispersion

160° x 40°

## SYSTEM OPERATION

### Recommended Amplification

250 - 500 Watts

### System Controller

Ohm DSP Solutions

### Speaker Cables

Min - 2 x 2.5 mm<sup>2</sup>  
Preferred - 2 x 4 mm<sup>2</sup>

## PRODUCT FEATURES

### Components

2 x 6" Low Frequency Driver  
1 x 1" Diffraction Horn

### Crossover

Passive - 1.6 kHz  
Active - \* LPF -  
HPF - 110 Hz

## Connectors

2 x 4 pole Speakon Connectors

## Dimensions (H x W x D mm)

270 x 370 x 274.5

## Weight (kg)

11.6

## Shipping Weight (kg)

24.4 (2 cabinets per carton)

## Colour

Black

## Options

Available in white or RAL colours on request

## Rigging

4 x M6 mounting points for installation  
brackets, omni-mounting point for stand or  
truss adaptor,

## HARDWARE

### Fitted as Standard

Small Cast aluminium top hat, Blanking plate

### Optional

PTS small rear pan & tilt wall bracket, BRWC-  
26 cradle vertical, LWB-PT large wall bracket  
pan and tilt with 35mm spigot, SWB small wall  
bracket, S-SA stand adaptor, SS-1 speaker  
stand, TP-1 adjustable threaded pole.

### Additional Descriptive Data


Birch plywood construction, with durable  
scratch resistant black textured paint finish,  
kick-proof steel grill and black foam with Ohm  
logo.

**Recommended filter settings are available on  
the website [ohm.co.uk/downloads](http://ohm.co.uk/downloads)**

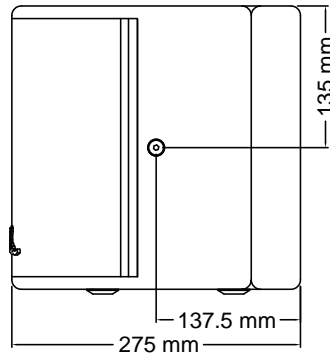
\* All presets from the OHM library.

## BRW-26 Dimensions

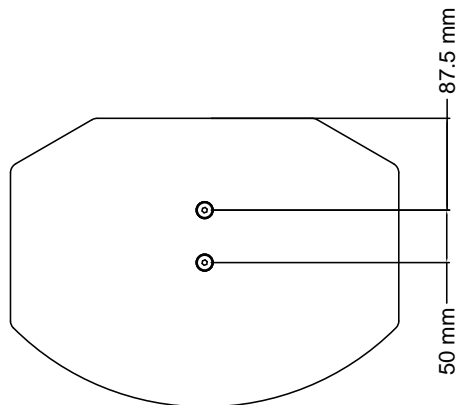
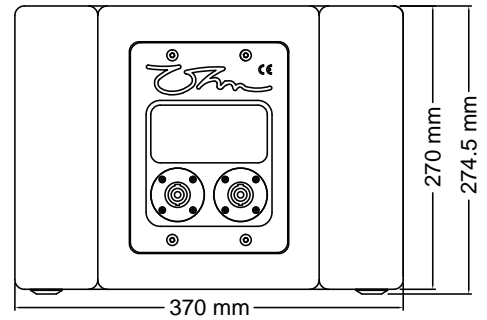
Front



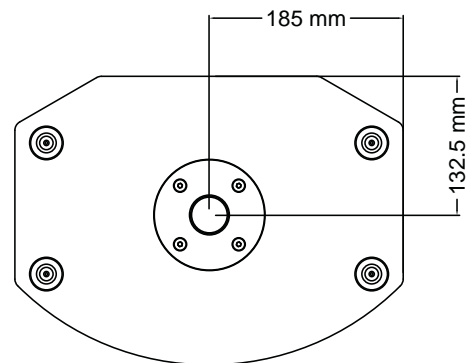
Side



Back



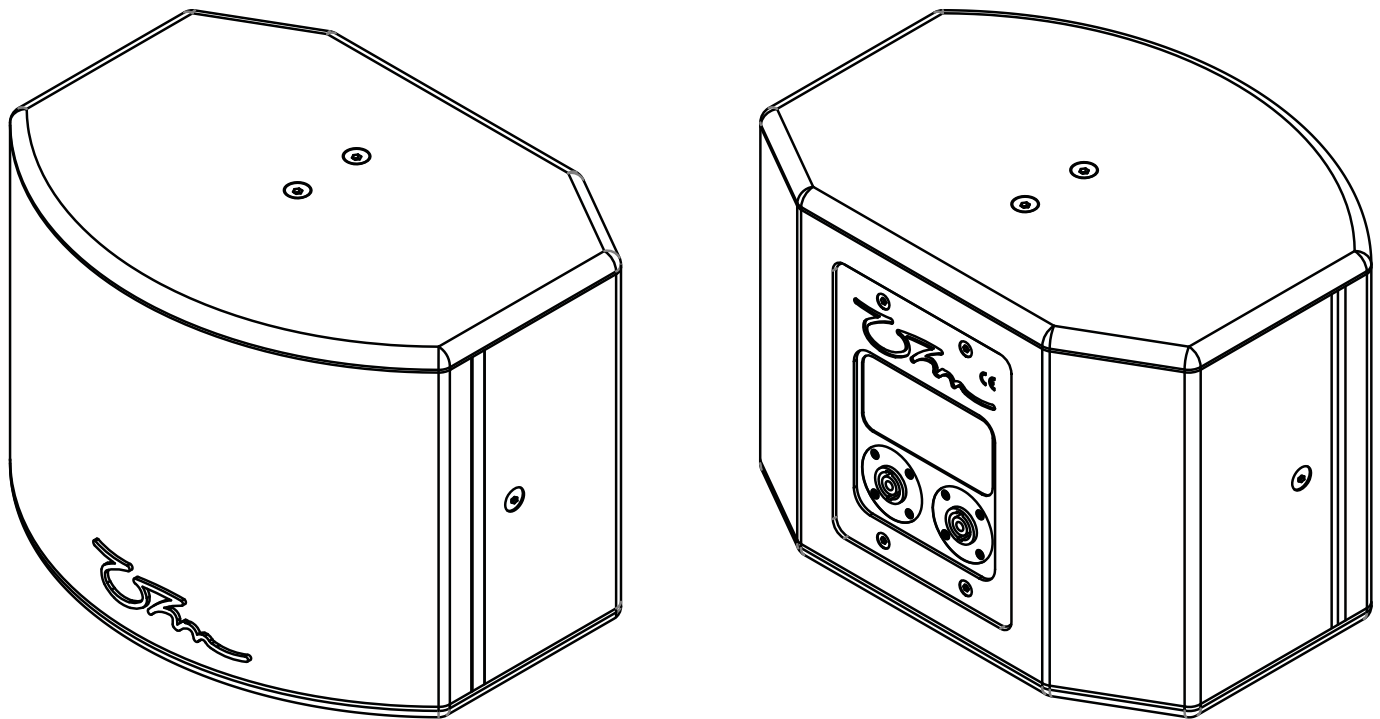
Top



Bottom

Further technical drawings for architectural requirements are available in DXF and DWG format for download on the website.

## BRW-26 3D View



## Accessories and Spare Parts

- Small cast aluminium top hat
- BRW-26 cradle vertical
- SWB small wall bracket
- LWB-PT large wall bracket pan and tilt with 35mm spigot
- PTS small wall bracket pan and tilt
- S-SA stand adaptor
- SS-1 speaker stand
- TP-1 adjustable threaded pole
- TP-1P threaded mounting plate
- 2 x 6" low frequency driver
- 1 x 1" diffraction horn
- BRW-26 steel grill assembly
- BRW-26 backplate and crossover
- Steel OHM logo

## Architects' & Engineers' specifications:

2-Way dynamic full range loudspeaker in a multi purpose enclosure design, housing 2 x 6" proprietary OHM low mid bass driver, internally and externally ventilated double sided high temperature voice coil, 1" exit compression driver on a 160° x 40° diffraction horn. Homogeneous radiating behaviour and linear response. Integrated passive crossover with phase optimization. Constructed from different multi-laminated wood, eco-friendly scratch resistant paint, 2 x flying points for cradle mount, 2 x Mounting for ohm Proprietary bracket, omni-mounting point for stand or truss adaptor, skid-proof rubber feet, kick proof steel grill finished with external reticulated foam and Ohm logo.

## Technical Data:

Frequency Response: 75 Hz - 26 kHz (-10dB), 90 Hz - 24 kHz ( $\pm 3$  dB), Continuous SPL: 115 dB/1m, Program SPL 118 dB/1m, Peak 121dB/1 m. Power Handling: 250 Watt cont. IEC268 AES, Maximum Power Handling: 500 Watt prog. / 1000 Watt peak, Impedance Nominal: 8 ohm, Dispersion Nominal: 160° x 40° (hor. x vert.). Connectors: 2 x Speakon NL4MP (1+/1-, 2+/2- links). Dimensions (H x W x D): 270 mm x 370 mm x 274.5 mm, Weight: 11.6 kg. Options: Durable scratch resistant black textured paint finish. RAL colours available to order.

## Safety Instructions

Professional speaker systems are able to produce sound pressure levels that could harm your health.

Never stand directly in front of loudspeakers for long periods. Whilst not immediately apparent to the listener, sound pressure levels in excess of 90dB@1m can be hazardous to the hearing.

Please refer to the following advice when setting up or dismantling OHM speaker systems.

1. Be sure to leave adequate distance between speakers and the public. Refer to your local authority for Health and Safety guidance when using loudspeaker systems.
2. Be sure to have safe and stable ground for your speakers, particularly when using speaker stands.
3. When stacking speaker systems, ensure they are secured to prevent individual speakers from falling down or moving around.
4. Only use OHM mounting hardware, as this has been specified and approved by AURAL LTD, OHM (UK) LTD for use with OHM speakers.
5. When flying speakers, appropriate materials and techniques must be employed in order to safely suspend enclosures, taking care to allow for specified enclosure weight.
6. Please observe any special instructions that appear on specific loudspeaker data-sheets.
7. Check your speaker hardware and flying material regularly for any visual or mechanical failure. Replace damaged or suspect items when necessary.

## Safety Instructions Cont.

8. Only use OHM DSP Solutions. Only technicians authorised by AURAL LTD, OHM (UK) LTD are qualified to program digital controllers. Take note of recommended controllers as specified on the datasheets. Do not use OHM loudspeaker systems without the correct controller. If a system fails due to incorrect controller use, warranty is void.

9. Protect your speakers and electronics from freezing and do not expose them to humidity, water or rain without protection.

OHM loudspeakers and electronics are covered against defects in workmanship or materials for a period of two (2) years from original date of purchase. At the discretion of AURAL LTD, OHM (UK) LTD, the defective item will be repaired/replaced with no charge for materials or labour. The item is to be adequately packed and dispatched, pre-paid, to an OHM authorised distributor/service centre. Unauthorised repair shall void the warranty. The OHM warranty does not cover cosmetics or finish and does not apply to any item which in OHM's opinion has failed due to user abuse, accident, modifications or any type of misuse.

## Disclaimer

Copyright © 2017 AURAL LTD, OHM (UK) LTD

The content of this datasheet is protected by U.K. and foreign copyright law and is for the private use of users of OHM products. Unauthorised use of the contents of this datasheet may violate copyright, trademark and other laws.

THE CONTENT OF THIS DATASHEET IS PROVIDED FOR INFORMATIONAL PURPOSES ONLY, AND IS SUBJECT TO CHANGE WITHOUT NOTICE.

AURAL LTD, OHM (UK) LTD MAKES NO REPRESENTATION ABOUT ACCURACY, RELIABILITY OR TIME-LINES OF THE CONTENT OF THIS DATASHEET OR THE RESULTS TO BE OBTAINED FROM USING ANY PART OF SUCH CONTENT. ALL WARRANTIES, EXPRESS OR IMPLIED RELATED TO SUCH CONTENT, INCLUDING THE WARRANTY OF MERCHANT AND FITNESS FOR A PARTICULAR PURPOSE, ARE DISCLAIMED.

Technical specifications, dimensions, weights and properties do not represent guaranteed qualities. This datasheet does not include all of the details of design, production or variations of the equipment.

G.S.S.S.<sup>™</sup>, S.A.L.T.<sup>™</sup> Plate Array Skeleton<sup>™</sup>, Zero Acoustic Signature, Technology<sup>™</sup> and H.T.V.C.<sup>™</sup> are trademarks of OHM (UK) LTD. All third-party trademarks mentioned herein are the property of their respective owners.