

Cronus-10 Datasheet



The Cronus-10 has been developed for installed or portable near-field use with wide audio coverage at the core of it's design.

The Cronus passive cabinet is designed with a 300 W, 10" woofer and 1" compression driver capable of 129 dB SPL, in a compact lightweight enclosure. The mid high features a phase plug limited horn that drives an inner slot driver achieving 160-degree horizontal dispersion. To match this, the low frequency bass driver is ported through a diffraction slot creating a truly linear frequency response achieving 65 Hz.

The rear cast aluminium connection plate has two 4 pin speakON® connectors fitted as standard, one input and one link. The speakON® connectors are wired on pins +1-1, with pass through of pins +2-2.

Key Features:

- 160° Wide angle dispersion
- Top hat and rear mounting options
- Tough textured paint finish.
- Ultra linear response
- Lightweight design

Technical Specifications

Design

1 x 10" Full Range Cabinet,
Reflex Tuning

Impedance

8 Ohm,

Power Handling (AES)

300 Watts (continuous)

Max. Power Handling (AES)

600 Watts (program)
1200 Watts (peak 10 ms)

Sensitivity 2.83V / 1m

96 dB

Max. SPL

123 dB cont
129 dB peak

Frequency Response (±3 dB)

69 Hz - 24 kHz

Usable Frequency (-10 dB)

65 Hz - 26 kHz

Dispersion

160° x 60°

SYSTEM OPERATION

Recommended Amplification

300 - 600 Watts

System Controller

Ohm DSP Solutions

Speaker Cables

Min - 2 x 2.5 mm²
Preferred - 2 x 4 mm²

PRODUCT FEATURES

Components

1 x 10" Full Range Driver
1 x 1" diffraction horn

Crossover

Passive - 1.9 kHz
Active - * LPF -
HPF - 100 Hz

Connectors

2 x speakON® connectors

Dimensions (H x W x D mm)

536 x 330 x 330

Weight (kg)

18

Shipping Weight (kg)

19.1 (1 cabinet per carton)

Colour

Black

Options

Available in white or RAL colours on request

Rigging

4 x mounting for Powerdrive Bracket. 4 x mounting points for installation brackets, omni-mounting point for stand or truss adaptor, (optional 2 x 3 point adaptor for Horizontal Mounting).

HARDWARE

Fitted as Standard

Standard Cast aluminium top hat, Blanking plate.

Optional

Cronus-10 Cradle Vertical, PTL large wall bracket pan and tilt, LWB-PT Large wall bracket pan and tilt with 35mm spigot, LWB large wall bracket, SS-1 speaker stand, TP-1 adjustable threaded pole.

Additional Descriptive Data

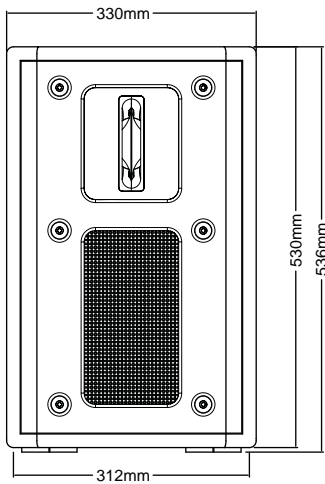
MDF construction, with durable scratch resistant black textured paint finish, steel grill and black foam.

Recommended filter settings are available on the website ohm.co.uk/downloads

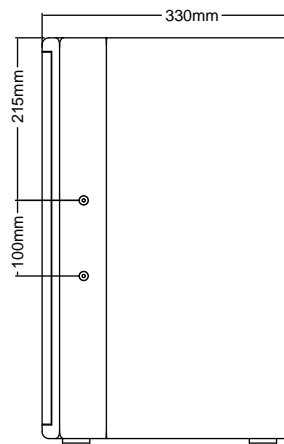
* All presets from the OHM library.

Cronus-10 Dimensions

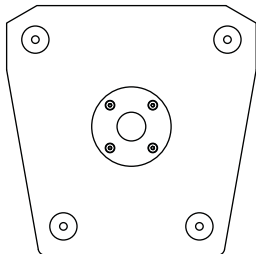
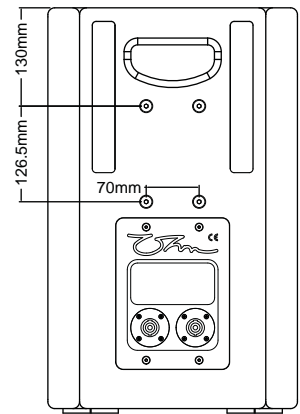
Front



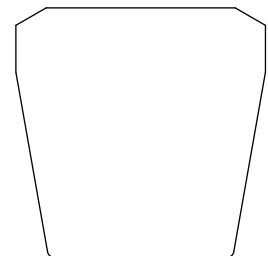
Side



Back



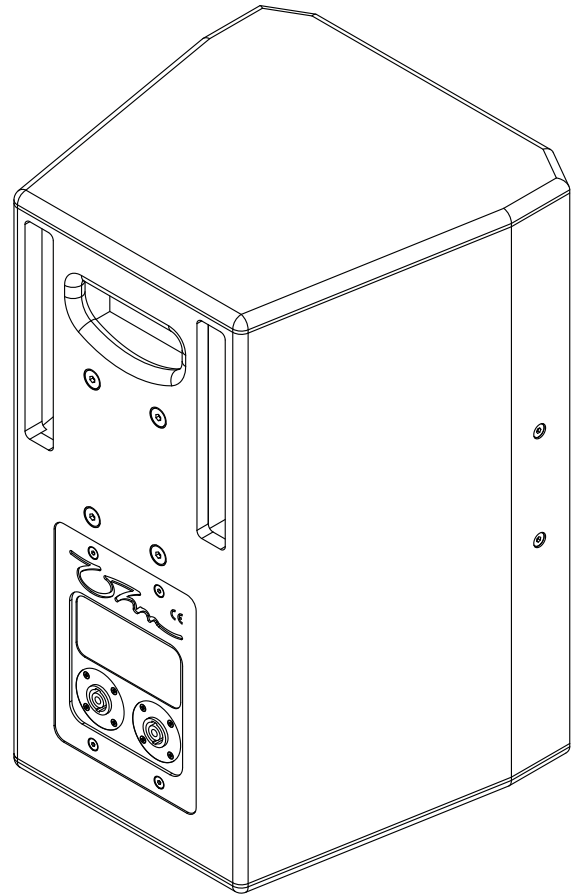
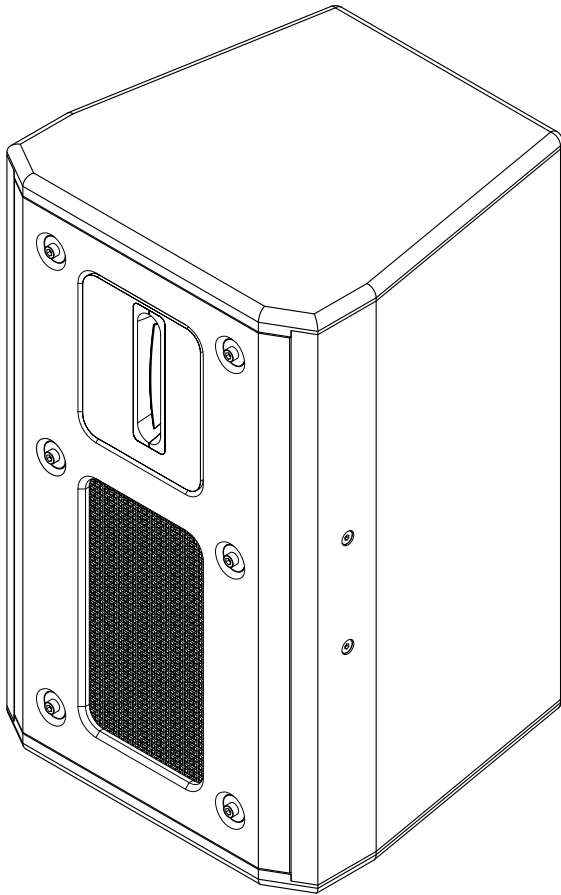
Bottom



Top

Further technical drawings for architectural requirements are available in DXF and DWG format for download on the website.

Cronus-10 3D View



Accessories and Spare Parts

- Standard cast aluminium top hat
- Cronus-10 Cradle Vertical
- LWB large wall bracket
- PTL large wall bracket pan and tilt
- LWB-PT Large wall bracket pan and tilt with 35mm spigot
- S-SA Stand Adaptor
- SS-1 speaker stand
- TP-1 adjustable threaded pole
- 1 x 10" low frequency driver
- 1 x 1" diffraction horn
- Cronus-10 steel grill assembly
- Cronus-10 backplate and crossover

Architects' & Engineers' specifications:

2-Way dynamic loudspeaker in a multi purpose enclosure design, housing 1 x 10" proprietary OHM low mid bass driver, internally and externally ventilated double sided high temperature voice coil, 1" exit compression driver on a 100° x 60° diffraction horn. Homogeneous radiating behaviour and linear response from 500 Hz. Integrated passive crossover with phase optimization. Constructed from different multi-laminated wood, eco-friendly scratch resistant paint, 4 x mounting for Powerdrive Bracket. 4 x mounting points for installation brackets, omni-mounting point for stand or truss adaptor, (optional 2 x 3 point adaptor for Horizontal Mounting). MDF construction, with durable scratch resistant black textured paint finish, steel grill and black foam.

Technical Data:

Frequency Response: 65 Hz - 26 kHz (-10dB), 69 Hz - 24 kHz (± 3 dB), Continuous SPL: 123 dB/1m, Program SPL 126 dB/1m, Peak 129 dB/1 m. Power Handling: 300 Watt cont. IEC268 AES, Maximum Power Handling: 600 Watt prog. / 1200 Watt peak, Impedance Nominal: 8 ohm, Dispersion Nominal: 100° x 60° (hor. x vert.) rotational, Connectors: 2 x Speakon NL4MP (1+/1-, 2+/2- links). Dimensions (H x W x D): 536 mm x 330 mm x 330 mm, Weight: 18 kg. Durable scratch resistant black textured paint finish. Options: RAL colours available to order.

Safety Instructions

Professional speaker systems are able to produce sound pressure levels that could harm your health.

Never stand directly in front of loudspeakers for long periods. Whilst not immediately apparent to the listener, sound pressure levels in excess of 90dB@1m can be hazardous to the hearing.

Please refer to the following advice when setting up or dismantling OHM speaker systems.

1. Be sure to leave adequate distance between speakers and the public. Refer to your local authority for Health and Safety guidance when using loudspeaker systems.
2. Be sure to have safe and stable ground for your speakers, particularly when using speaker stands.
3. When stacking speaker systems, ensure they are secured to prevent individual speakers from falling down or moving around.
4. Only use OHM mounting hardware, as this has been specified and approved by AURAL LTD, OHM (UK) LTD for use with OHM speakers.
5. When flying speakers, appropriate materials and techniques must be employed in order to safely suspend enclosures, taking care to allow for specified enclosure weight.
6. Please observe any special instructions that appear on specific loudspeaker data-sheets.
7. Check your speaker hardware and flying material regularly for any visual or mechanical failure. Replace damaged or suspect items when necessary.

Safety Instructions Cont.

8. Only use OHM DSP Solutions. Only technicians authorised by AURAL LTD, OHM (UK) LTD are qualified to program digital controllers. Take note of recommended controllers as specified on the datasheets. Do not use OHM loudspeaker systems without the correct controller. If a system fails due to incorrect controller use, warranty is void.

9. Protect your speakers and electronics from freezing and do not expose them to humidity, water or rain without protection.

OHM loudspeakers and electronics are covered against defects in workmanship or materials for a period of two (2) years from original date of purchase. At the discretion of AURAL LTD, OHM (UK) LTD, the defective item will be repaired/replaced with no charge for materials or labour. The item is to be adequately packed and dispatched, pre-paid, to an OHM authorised distributor/service centre. Unauthorised repair shall void the warranty. The OHM warranty does not cover cosmetics or finish and does not apply to any item which in OHM's opinion has failed due to user abuse, accident, modifications or any type of misuse.

Disclaimer

Copyright © 2017 AURAL LTD, OHM (UK) LTD

The content of this datasheet is protected by U.K. and foreign copyright law and is for the private use of users of OHM products. Unauthorised use of the contents of this datasheet may violate copyright, trademark and other laws.

THE CONTENT OF THIS DATASHEET IS PROVIDED FOR INFORMATIONAL PURPOSES ONLY, AND IS SUBJECT TO CHANGE WITHOUT NOTICE.

AURAL LTD, OHM (UK) LTD MAKES NO REPRESENTATION ABOUT ACCURACY, RELIABILITY OR TIME-LINES OF THE CONTENT OF THIS DATASHEET OR THE RESULTS TO BE OBTAINED FROM USING ANY PART OF SUCH CONTENT. ALL WARRANTIES, EXPRESS OR IMPLIED RELATED TO SUCH CONTENT, INCLUDING THE WARRANTY OF MERCHANT AND FITNESS FOR A PARTICULAR PURPOSE, ARE DISCLAIMED.

Technical specifications, dimensions, weights and properties do not represent guaranteed qualities. This datasheet does not include all of the details of design, production or variations of the equipment.

G.S.S.S.[™], S.A.L.T.[™] Plate Array Skeleton[™], Zero Acoustic Signature, Technology[™] and H.T.V.C.[™] are trademarks of OHM (UK) LTD. All third-party trademarks mentioned herein are the property of their respective owners.