


BRT-6 Datasheet



BRT-6 is a 16 ohm passive, compact trapezoidal, point-source cabinet ideally suited to background music, infill for portable and fixed installation use. The discreet design with reticulated foam front and acrylic textured paint finish and multiple integrated fixing points achieves a high class look suitable for any application.

With a 120° x 60° horn loaded tweeter, the internal passive crossover ensures a flat, usable frequency response of 74 Hz to 26 kHz (-10 dB) and a maximum SPL of 117 dB (peak).

The discreet look makes them fit any style of décor. Using a custom 6" driver and a horn loaded dome tweeter, creating a level of clarity and detail which is rare in a cabinet of this size. The 16 ohm impedance design of the BRT-6 makes daisy-chaining easy for multiple units on a single channel of amplification.

Sharing voicing characteristics with the rest of the BR series allowing them to be used simultaneously, keeping a consistent tone.

Mounting options include integrated horizontal cradle fixing points for use with the BRC-26 cradle and the rear pan and tilt bracket PTS. Other fixings can be used with this cabinet such as the small wall bracket (SWB) and pan and tilt pole mount adaptor (SS-A).

The rear connector plate has two binding post connections wired +1-1 & two 4 pin speakON® connectors fitted as standard, one input and one link. The speakON® connectors are wired on pins +1-1, with pass through of pins +2-2.

Custom RAL colours are available on request to make their appearance even more seamless with the surroundings. The discreet design with reticulated foam front and acrylic textured paint finish and multiple integrated fixing points achieves a high class look suitable for any application.

Weather resistant version is available with gland back plate, Polyurethane plus enamelled paint finish and metal grill front and 100v transformer with 3.75, 7.5, 15, 30 and 60 W tap settings.

Key Features:

- Hi-Fi grade components give extended 74 Hz frequency response
- Defined and accurate 120° x 60° dispersion minimises reflection and feedback issues
- 16 Ohm impedance
- Use in conjunction with BRS range subs for extended bass dynamics

Technical Specifications

Design

1 x 6" Mid High Cabinet,
Reflex Tuning

Impedance

16 Ohm, Minimum 10.5 @ 290Hz

Power Handling (AES)

150 Watts (continuous)

Max. Power Handling (AES)

300 Watts (program)
600 Watts (peak 10 ms)

Sensitivity 2.83V / 1m

90 dB

Max. SPL

111 dB cont
117 dB peak

Frequency Response (± 3 dB)

87 Hz - 24 kHz

Usable Frequency Range (-10 dB)

74 Hz - 26 kHz

Dispersion

120° x 60°

SYSTEM OPERATION

Recommended Amplification

150 - 300 Watts

System Controller

Ohm DSP Solutions

Speaker Cables

Min - 2 x 2.5 mm²
Preferred - 2 x 4 mm²

PRODUCT FEATURES

Components

1 x 6" Coaxial Low Frequency Driver
1 x Horn Loaded Tweeter

Crossover

Passive - 3.5 kHz
Active - * LPF -
HPF - 110 Hz

Connectors

2 x 4 pole speakON® connectors
2 x Binding post Connectors

Dimensions (H x W x D mm)

300 x 190 x 188

Weight (kg)

4.4

Shipping Weight (kg)

9.4 (2 cabinets per carton)

Colour

Black

Options

Available in white or RAL colours on request
IP64 Rated Optional

Rigging

6 x M8 mounting points for installation
brackets, stand or truss adaptor,

HARDWARE

Fitted as Standard

-

Optional

BRC-6 Cradle Vertical, HWB wall bracket, PTS
small rear pan and tilt bracket, SWB small wall
bracket, S-SA Stand adaptor, SS-1 speaker
stand, TP-1 adjustable threaded pole.

Additional Descriptive Data

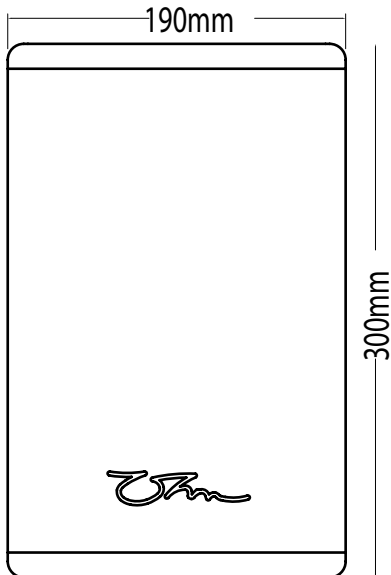
MDF construction, with durable scratch
resistant black textured paint finish (optional
polyurea paint finish), kick-proof steel grill
and black foam with Ohm logo.

**Recommended filter settings are available on
the website ohm.co.uk/downloads**

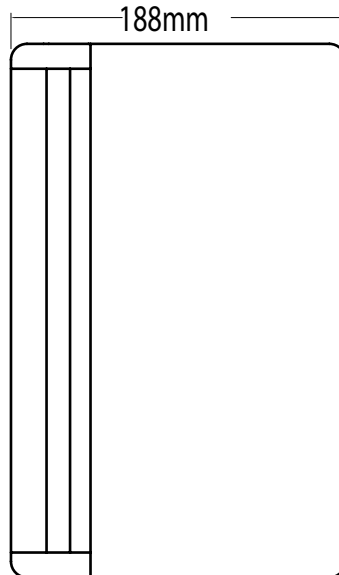
* All presets from the OHM library.

BRT-6 Dimensions

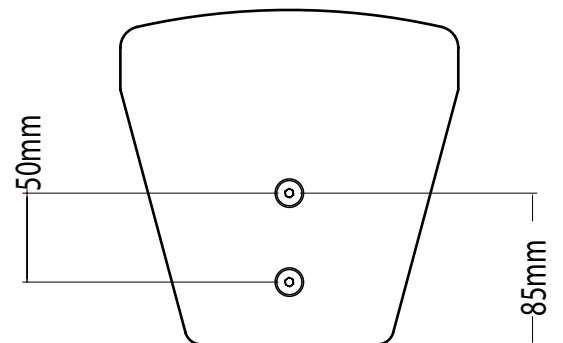
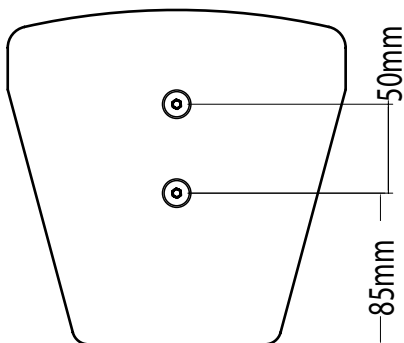
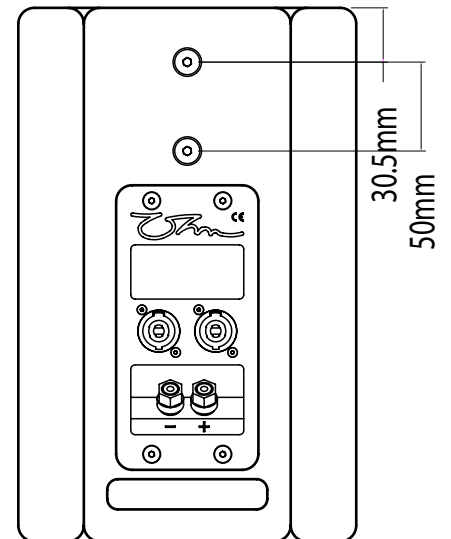
Front



Side



Back



Bottom

Top

Further technical drawings for architectural requirements are available in DXF and DWG format for download on the website.

Accessories and Spare Parts

- BRC-6 Cradle Vertical
- HWB wall bracket
- PTS small rear pan and tilt bracket
- SWB small wall bracket
- S-SA Stand adaptor
- SS-1 speaker stand
- TP-1 adjustable threaded pole
- BRT-6 steel grill assembly
- BRT-6 backplate and crossover

Architects' & Engineers' specifications:

2-Way dynamic loudspeaker in a multi purpose enclosure design, housing 1 x 6" proprietary OHM low mid bass driver, internally and externally ventilated double sided high temperature voice coil, 1x Horn Loaded Tweeter. Homogeneous radiating linear behaviour. Integrated passive crossover with phase optimization. Constructed from MDF, eco-friendly scratch resistant paint, 6 x mounting points for installation brackets, stand or truss adaptor, kick proof steel grill finished and Ohm logo.

Technical Data:

Frequency Response: 74 Hz - 26 kHz (-10dB), 87 Hz - 24 kHz (± 3 dB), Continuous SPL: 111 dB/1m, Program SPL 113 dB/1m, Peak 116 dB/1 m. Power Handling: 150 Watt cont. IEC268 AES, Maximum Power Handling: 300 Watt prog. / 600 Watt peak, Impedance Nominal: 16 ohm, Dispersion Nominal: 120° x 60° (hor. x vert.). Connectors: 2 x speakON® NL4MP (1+/1-, 2+/2- links) 2 x binding post. Dimensions (H x W x D): 300 mm x 190 mm x 188 mm, Weight: 4.4 kg. Options: Durable scratch resistant black textured paint finish. RAL colours available to order.

Safety Instructions

Professional speaker systems are able to produce sound pressure levels that could harm your health.

Never stand directly in front of loudspeakers for long periods. Whilst not immediately apparent to the listener, sound pressure levels in excess of 90dB@1m can be hazardous to the hearing.

Please refer to the following advice when setting up or dismantling OHM speaker systems.

1. Be sure to leave adequate distance between speakers and the public. Refer to your local authority for Health and Safety guidance when using loudspeaker systems.
2. Be sure to have safe and stable ground for your speakers, particularly when using speaker stands.
3. When stacking speaker systems, ensure they are secured to prevent individual speakers from falling down or moving around.
4. Only use OHM mounting hardware, as this has been specified and approved by AURAL LTD, OHM (UK) LTD for use with OHM speakers.
5. When flying speakers, appropriate materials and techniques must be employed in order to safely suspend enclosures, taking care to allow for specified enclosure weight.
6. Please observe any special instructions that appear on specific loudspeaker data-sheets.
7. Check your speaker hardware and flying material regularly for any visual or mechanical failure. Replace damaged or suspect items when necessary.

Safety Instructions Cont.

8. Only use OHM DSP Solutions. Only technicians authorised by AURAL LTD, OHM (UK) LTD are qualified to program digital controllers. Take note of recommended controllers as specified on the datasheets. Do not use OHM loudspeaker systems without the correct controller. If a system fails due to incorrect controller use, warranty is void.

9. Protect your speakers and electronics from freezing and do not expose them to humidity, water or rain without protection.

OHM loudspeakers and electronics are covered against defects in workmanship or materials for a period of two (2) years from original date of purchase. At the discretion of AURAL LTD, OHM (UK) LTD, the defective item will be repaired/replaced with no charge for materials or labour. The item is to be adequately packed and dispatched, pre-paid, to an OHM authorised distributor/service centre. Unauthorised repair shall void the warranty. The OHM warranty does not cover cosmetics or finish and does not apply to any item which in OHM's opinion has failed due to user abuse, accident, modifications or any type of misuse.

Disclaimer

Copyright © 2017 AURAL LTD, OHM (UK) LTD

The content of this datasheet is protected by U.K. and foreign copyright law and is for the private use of users of OHM products. Unauthorised use of the contents of this datasheet may violate copyright, trademark and other laws.

THE CONTENT OF THIS DATASHEET IS PROVIDED FOR INFORMATIONAL PURPOSES ONLY, AND IS SUBJECT TO CHANGE WITHOUT NOTICE.

AURAL LTD, OHM (UK) LTD MAKES NO REPRESENTATION ABOUT ACCURACY, RELIABILITY OR TIME-LINES OF THE CONTENT OF THIS DATASHEET OR THE RESULTS TO BE OBTAINED FROM USING ANY PART OF SUCH CONTENT. ALL WARRANTIES, EXPRESS OR IMPLIED RELATED TO SUCH CONTENT, INCLUDING THE WARRANTY OF MERCHANT AND FITNESS FOR A PARTICULAR PURPOSE, ARE DISCLAIMED.

Technical specifications, dimensions, weights and properties do not represent guaranteed qualities. This datasheet does not include all of the details of design, production or variations of the equipment.

G.S.S.S.[™], S.A.L.T.[™] Plate Array Skeleton[™], Zero Acoustic Signature, Technology[™] and H.T.V.C.[™] are trademarks of OHM (UK) LTD. All third-party trademarks mentioned herein are the property of their respective owners.